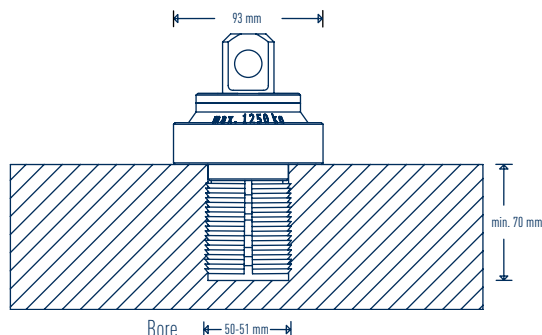

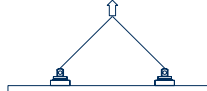
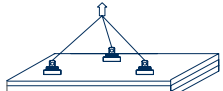
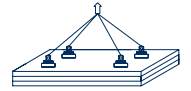
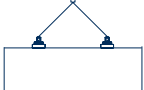



Pick®

TECHNICAL DATA SHEET



Pick Load Table				
Beam	Beam Dimension			
	min. Height	min. Width	2 Attachment Points 0°*	2 Attachment Points 45°
	[mm]	[mm]	[kg]	[kg]
BSH	200	140	2.500	1.370
KVH z. B. framed wall	60	140	1.800	1.370
Glued ceiling panels BSP/CLT (glued laminate timber)	Panel dimension			
	min. Thickness	min. Length and Width	3 Attachment Points 45°	4 Attachment Points 45° (only with rocker)
	[mm]	[mm]	[kg]	[kg]
	90	1.000	2.430	3.240
Glued wall panels BSP (glued laminate timber)	Panel dimension			
	min. Thickness	min. Length und Width	2 Attachment Points 45°	2 Attachment Points 90°
	[mm]	[mm]	[kg]	[kg]
	90	1.000	1.160	520 = (Panel Weight / 2)

* Highly resinous timber like pine and larch, or BSP walls mounted at the front side, may only be lifted at an angle of $\geq 5^\circ$ to the borehole axis and with multiple attachment points.


the minimum distance to the surface layer while fastening Plates to the front of the BSP panel is 2 cm

the minimum distance between each attachment point is 50 cm

the minimum distance between attachment points and beam or panel edge must not be less than 25 cm

Attention: The axial distance between the posts in framed walls must not exceed 62.5 cm.

The operator is responsible for the sufficient transfer of force from the head threshold (Plate) to the posts, SIHGA® accepts no liability for this.



DETAILS

- load attachment for lifting glued laminated timber, glued cross laminate timber and solid timber
- capacity up to 1250 kg per fastening point
- lift by drilling a blind hole (Ø 50 mm, depth 70 mm)
- Pick Drill HMB can be combined with the IdeFix® Drill Gauge IBG
- long service life

TAKE THE BEST



Leitbetrieb Österreich Leitbetrieb Deutschland