


Pfalu®

SIHGA®



SIHGA® Feature

fastenings for fence and railing posts

ideally suited for fences and privacy walls

stepless and easily accessible incline adjustment up to 4 degrees in all directions

no slotting or milling necessary in the factory

no protruding steel plates, which need to be milled out with fence or balcony elements

fastening into the posts only from below

includes SIHGAFIX®, BeziFix® Anker ZF for timber on concrete or GoFix® S+ for timber on timber

YOUR Benefit

quick, simple and safe installation of posts

offers extensive stability and bending stiffness

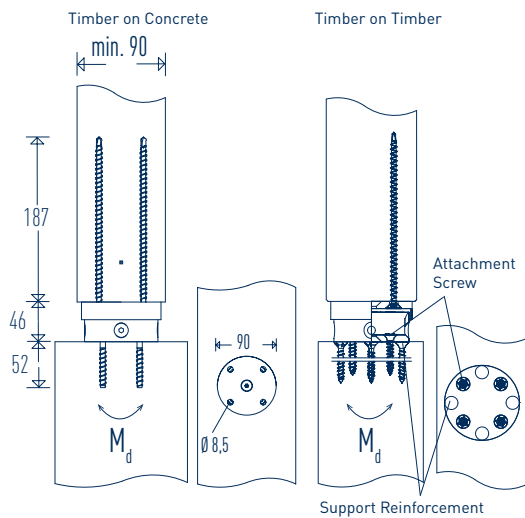
straight-lined, flush appearance of the posts without complex compensation panels, applicable to 15 cm concrete width

simply fit the accessories supplied

plain and simple, aesthetically pleasing, can be (re-)adjusted at any time, no drill holes, pre-assembling possible

no side insertion of screws necessary, which become an entry point for water

time-saving (up to 70 %), practical, precise, complete accessories enclosed



SIHGA®	Dimension	GoFix® S+ Post Attachment	BeziFix® Anchor ZF Concrete Attachment	Max. Moment	
montagepack	Pfalu®	d1 x L	d1 x L	M _d	
Art. No.	PU	∅ x h [mm]	[mm]	[kNm]	
43526	5	90 x 46	8,0 x 195	7,5 x 60	1,50


* tested concrete quality C 35/45 unreinforced

SIHGA®	Dimension	GoFix® S+ Post Attachment	GoFix® S+ Attachment to Wood incl. Support Reinforcement	Max. Moment
montagepack	Pfalu® S+	d1 x L	d1 x L	M _d
Art. No.	PU	∅ x h [mm]	[mm]	[kNm]
43536	5	90 x 46	8,0 x 125	1,25

Example: 100 km / h wind speed closed area max. 80 %

Fence Height [m]	Field Width* [m]
1,8	1,7
1,5	2,4
1,2	3,8
1,0	5,4

* these distances apply only to the specified boundary conditions in residential areas



SIHGA® TIP:

With BeziFix® SR II on natural stone and GoFix® S + screws also for fixing on wooden background. To prevent pressing in the wood we recommend an additional support reinforcement.

