





# Herakulix® XS


## TECHNICAL DATA SHEET



\*optimal accessor XS/RZ

objektpack®	SIHGA®	Herakulix® Wood Connexion	Adjustment Range		Design Values		Character. Values**	
			Type	Type	Height [mm]	from	to	Compressive Force [kN]
Art. No.	PU	Type	Type	from	to	Rc,d	Rv,d	Rt,k
51107	10	<b>XS RI 30</b>	IdeFix® IFK 304	115	155	45,45	2,40	17,00
51117	10	<b>XS QI 30</b>	IdeFix® IFK 304	115	155	45,45	2,40	17,00
51127	10	<b>XS RG</b>	GoFix® S+ 8,0 x 125	115	155	45,45	-	10,90
51137	10	<b>XS QG</b>	GoFix® S+ 8,0 x 125	115	155	45,45	-	10,90
51147	10	<b>XS BG</b>	GoFix® S+ 8,0 x 125	99	136	45,45	1,90	10,90
47706	10	<b>*XS RZ</b>	Ring + Scheibe	M 20	Ø 37/21			

\*\* characteristic values for design according to EC 5 and strength class C 24 (ρ k 350 kg/m³)



### DETAILS

- integrated inclination compensation of up to ±5° in all directions
- two-part system with a short retraction path
- permissible for use in areas exposed to weather (Usage Class (NKL) 3)
- allows individual anchoring and unimpeded 90° drilling

ETA-18/0886

