

L-GoFix[®] MS

TECHNICAL DATA SHEET



L-GoFix[®] MS made from hardened stainless steel



L-GoFix[®] MS with additional SC 9 / SC 11 coating

Dimension [mm]


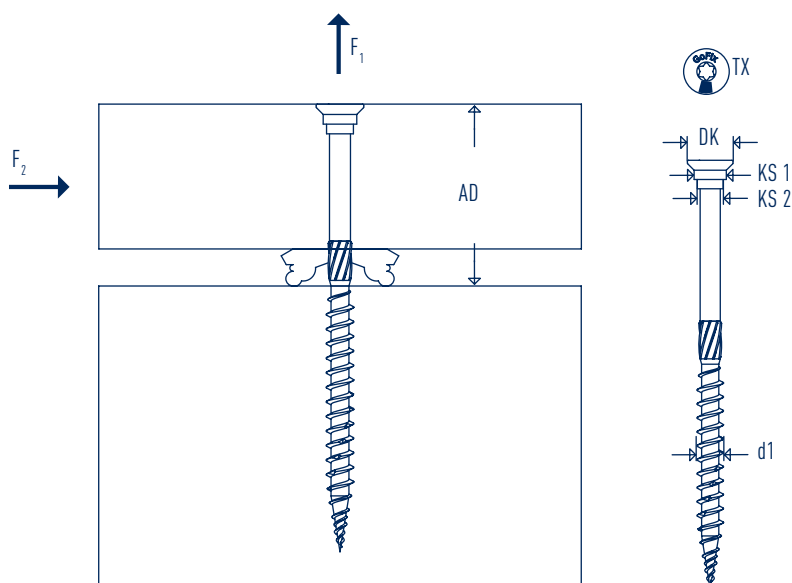
L-GoFix [®] MS					
d1	TX	DK	KS 1	KS 2	
4,0	15	5,5	4,0	3,7	
4,5	20	6,9	5,2	4,2	

SIHGA [®]	Dimension	Installation Part	Characteristic Values**				
montagepack	L-GoFix [®] MS	AD	Tensile Force F ₁ [kN]		Shear Force F ₂ [kN]		
Art. No.	PU	d1 x L	[mm]	Head	Thread	Wood-Wood	Steel-Wood
24106	500	4,0 x 30	12	0,36	1,01	0,51	1,01
24116	500	4,0 x 35	14	0,36	1,22	0,59	1,14
24126	500	4,0 x 40*	16	0,36	1,42	0,68	1,22
24136	500	4,0 x 45	18	0,36	1,62	0,76	1,27
24146	500	4,0 x 50*	20	0,46	1,82	0,85	1,32
24156	500	4,0 x 60*	24	0,46	2,16	1,02	1,40
24226	400	4,5 x 40*	16	0,48	1,55	0,74	1,39
24236	400	4,5 x 45*	18	0,48	1,77	0,83	1,49
24246	400	4,5 x 50*	20	0,61	1,99	0,92	1,54
24266	400	4,5 x 60*	24	0,61	2,36	1,11	1,64
24276	300	4,5 x 70*	28	0,61	2,72	1,29	1,73

Subject to technical modifications and errors. Status of approval 12.2022

* also available with SC 9 coating

** characteristic values for dimensioning according to EC 5 and for strength class pk 490 kg/m³ (Larch)



DETAILS

- fastens wood to wood without pre-drilling and without countersinking
- reduces crack formation or splitting of the timber, even board material, saves work time, additional pre-drilling extends the life of the wood



L-GoFix[®] MS

TECHNICAL DATA SHEET



L-GoFix[®] MS made from hardened stainless steel




L-GoFix[®] MS with additional SC 9 / SC 11 coating

Dimension [mm]

L-GoFix[®] MS

d1	TX	DK	KS 1	KS 2
5,0	25	8,5	6,0	4,8
6,0	30	11,5	7,2	5,8



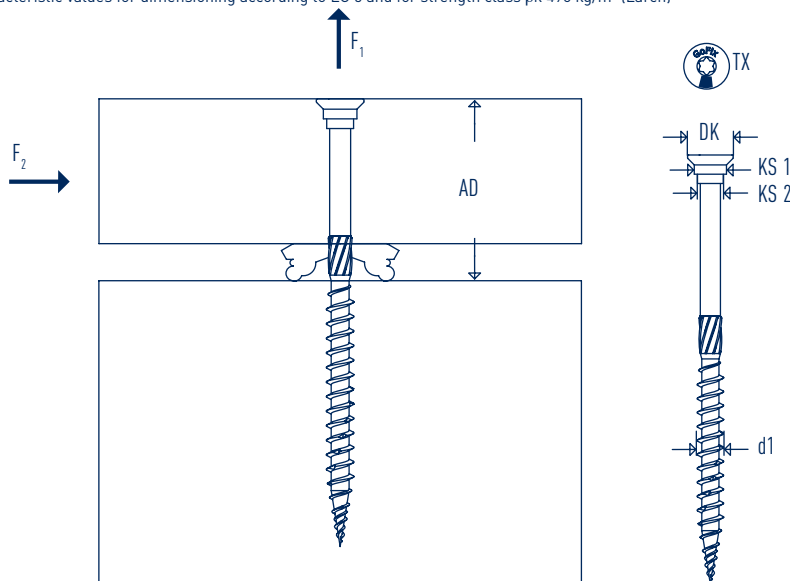
SIHGA [®] montagepack		Dimension L-GoFix [®] MS	Installation Part AD	Characteristic Values**			
Art. No.	PU	d1 x L	[mm]	Head	Thread	Wood-Wood	Steel-Wood
24316	200	5,0 x 45*	18	0,76	1,82	0,89	1,65
24326	200	5,0 x 50*°	20	0,95	2,14	0,99	1,78
24336	200	5,0 x 60*°	24	0,95	2,53	1,19	1,88
24346	200	5,0 x 70*	28	0,95	2,93	1,39	1,98
24356	200	5,0 x 80*	32	0,95	3,72	1,59	2,18
24366	200	5,0 x 90*	36	0,95	4,12	1,79	2,27
24376	200	5,0 x 100*	40	0,95	4,51	1,97	2,37
24406	100	6,0 x 70	28	1,64	3,31	1,58	2,51
24416	100	6,0 x 80	32	1,64	4,21	1,80	2,73
24426	100	6,0 x 90	36	1,64	4,66	2,03	2,85
24436	100	6,0 x 100	40	1,64	5,10	2,25	2,96
24446	100	6,0 x 120	50	1,64	5,10	2,45	2,96
24456	100	6,0 x 140	70	1,64	6,00	2,69	3,18
24466	100	6,0 x 160	90	1,64	6,00	2,69	3,18

Subject to technical modifications and errors. Status of approval 12.2022

* also available with SC 9 coating

° also available with SC 11 coating

** characteristic values for dimensioning according to EC 5 and for strength class pk 490 kg/m³ (Larch)



DETAILS

When using coatings such as oils, glazes and pre-greying, it is essential to consult the coating manufacturer. As a rule, the manufacturer specifies the minimum material quality of the binding agent.

If the manufacturer is not known, we recommend material quality A4 (L-BohrFix[®] MB A4).

